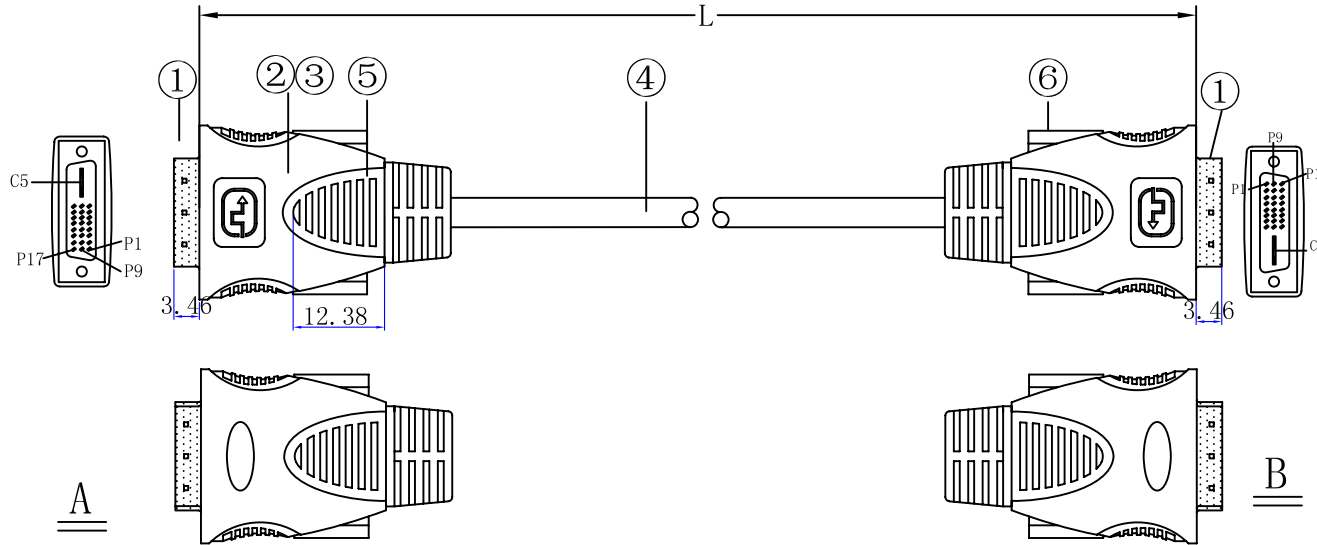


REV	DESCRIPTION	DATE
A/0	Initial issue	2017-05-08




Cable length (L)	Tolerance (T)
1800	20
3000	30

Test Conditions:

- 100% open & short circuit test;
- Insulation Resistance: 2.0Mohm (MIN);
- Conduction Resistance: 5ohm (MAX) at 300V DC/0.01S .

WIRING TABLE:

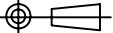
<u>A</u>		<u>B</u>	<u>A</u>		<u>B</u>
17	Yellow	17	17	Yellow	17
18	White	18	18	White	18
19	Dw	19	19	Dw	19
20	Green	20	20	Green	20
21	White	21	21	White	21
22	Dw	22	22	Dw	22
23	Red	23	23	Red	23
24	White	24	24	White	24
6	Yellow	6	6	Yellow	6
7	White	7	7	White	7
8	Blue	8	8	Blue	8
14	Red	14	14	Red	14
15	Black	15	15	Black	15
16	Brown	16	16	Brown	16
G	Braid	G	G	Braid	G

NOT:  COAX

⑥	THUMB SCREW: φ2.8*45mm NICKEL PLATING, THE TAIL SHAPE BLACK		PCS	4	
⑤	Over Molding 2:45P PVC black		EACH	1	
④	CABLE: [(30AWG*1P+DW+AL Foil+MYLAR)*7P+1P+4C]+AL Foil+DW+BD , OFC Conductor BLACK OD:8.5mm		mm	L	
③	Over Molding 1:45P PVC orange		EACH	1	
②	INNER MOLDING:HDPE		EACH	1	
①	CONN:DVI (24+1) MALE SOLDERING TYPE, GOLD-PLATED PBT BLACK COLOR		PCS	2	
NO.	MATERIAL DESCRIPTION	MATERIAL NUMBER	UNIT	QTY	MOLD NO. :



VCOM International Ltd.

TITLE	DVI (24+1) M/M	CUSTOMER		UNIT	mm	PAGE: 1 of 1
PART NO.	VC-F04-0004A	CUSTOMER NO.				
PRODUCT NO.	CG446G	REV	A/0	DATE	2017-04-28	
DRAWN BY:	Xiang	CHECKED BY:		APPROVED BY:		